

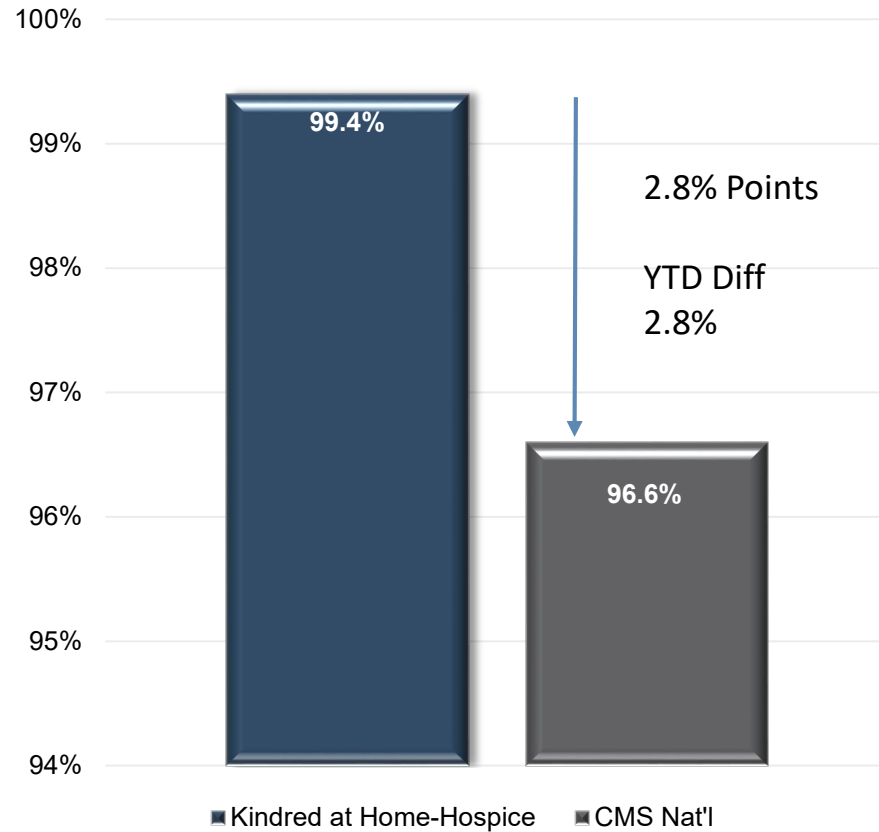
Hospice
Clinical Outcomes

Hospice Quality Measures Reporting

Process & Perception of Care Outcomes

HIS (Hospice Item Set)

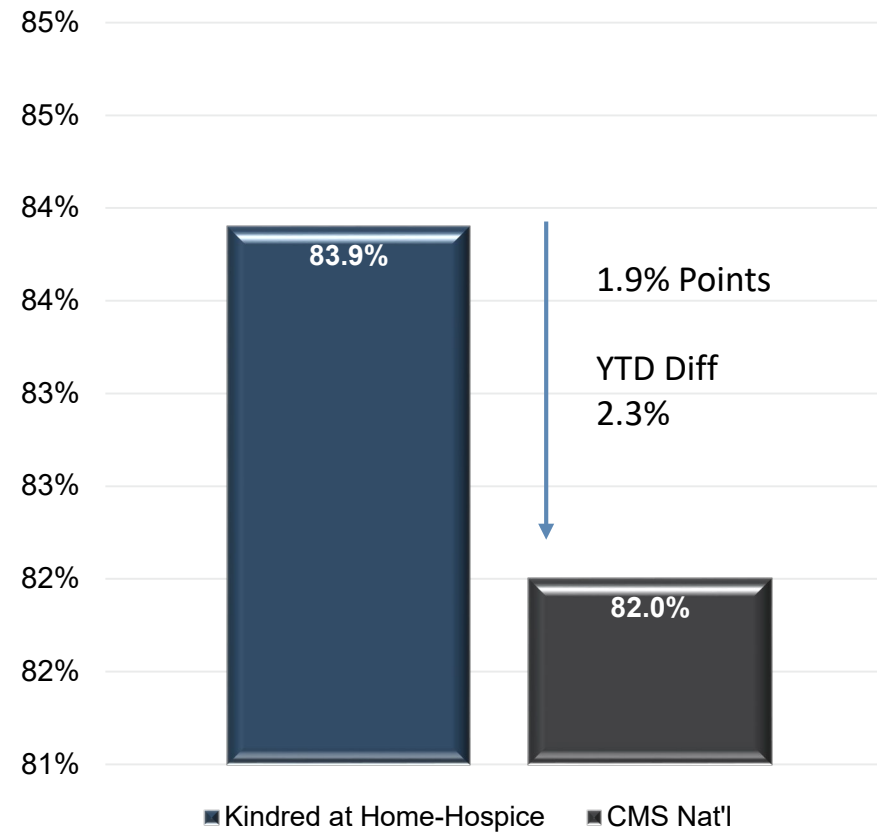
Hospice Item Set | Months Jan'19 – Dec'19
Hospice Compare Nov 2020



Source: Hospice Compare Public Reporting
CMS Nat'l: CMS Release Nov 2020

CAHPS Caregiver Survey

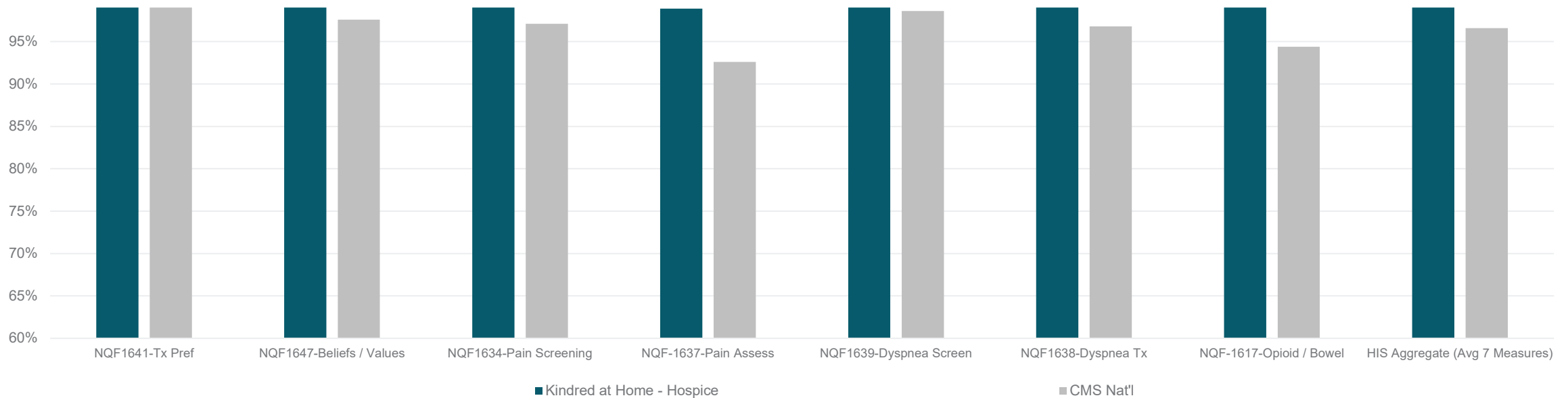
Consumer Assessment of Healthcare Providers & Systems
Aug'19 – Oct'19 Sample Months: Reporting Month Feb 2020



Source: Curo – HealthCare First CAHPS Vendor
CMS Nat'l: CMS Release Feb'20, 24M Apr17-Mar'19

Quality Measure – HIS [Public Reporting]

Hospice Item Set | 12 Months Jan '19 – Dec '19 | Hospice Compare November 2020

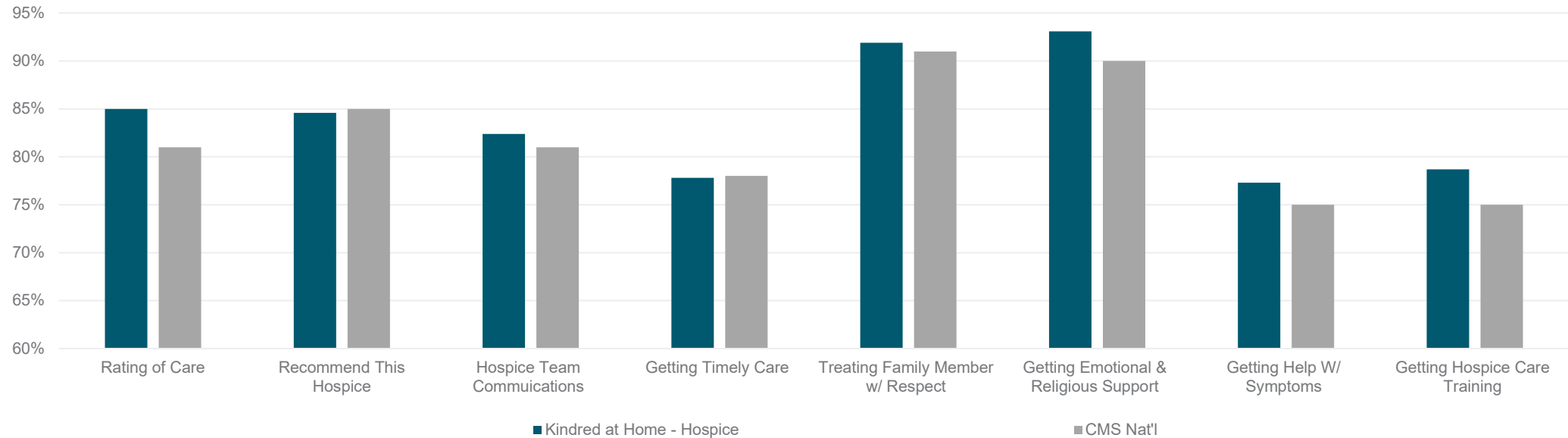


	NQF1641 -Tx Pref	NQF1647- Beliefs / Values	NQF1634 - Pain Screening	NQF-1637-Pain Assess	NQF1639- Dyspnea Screen	NQF1638- Dyspnea Tx	NQF-1617- Opioid / Bowel	HIS Aggregate (Avg 7 Measures)
Kindred at Home - Hospice	99.9%	99.7%	99.2%	98.9%	99.7%	99.1%	99.4%	99.4%
CMS Nat'l	99.3%	97.6%	97.1%	92.6%	98.6%	96.8%	94.4%	96.6%
Nat'l Diff	0.6%	2.1%	2.1%	6.3%	1.1%	2.3%	5.0%	2.8%

Source:
Hospice Compare Public Reporting
CMS Nat'l: CMS Release Nov'20

Satisfaction Measures – Summary [Internal Reporting]

CMS COMPARISON: CAHPS Survey | 3M Rolling Sample Months Aug'19 – Oct '19| Reporting Month Feb 2020



	Rating of Care	Recommend this Hospice	Hospice Team Communications	Getting Timely Care	Tx Family Member w/ Respect	Getting Emotional & Religious Support	Getting Help w/ Symptoms	Getting Hospice Care Training	CAHPS Average
Kindred at Home - Hospice	85.0%	84.6%	82.4%	77.8%	91.9%	93.1%	77.3%	78.7%	83.9%
CMS Nat'l	81.0%	85.0%	81.0%	78.0%	91.0%	90.0%	75.0%	75.0%	82.0%
Nat'l Diff	4.0%	-0.4%	1.4%	-0.2%	0.9%	3.1%	2.3%	3.7%	1.9%

Source:
HealthCare First CAHPS Vendor
CMS Nat'l: CMS Release Feb'20